



Summary Feedback

ST1: Two Year Teaching Programme

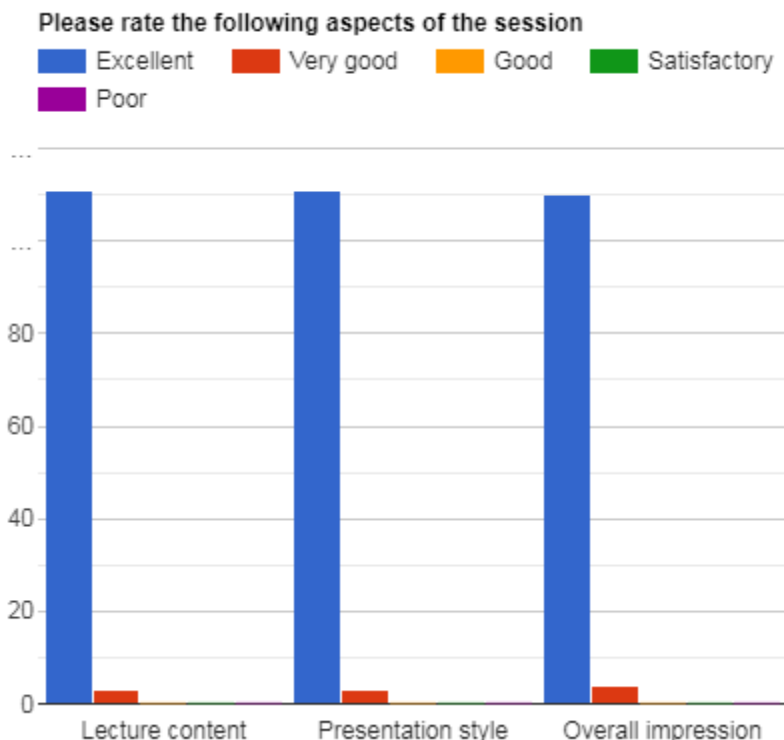
Session 1.16 FRCR Part 1 Spine

(i) Anatomy (Plain X Ray, CT & MRI) (ii) FRCR 2 B cases (25th March 2021)

Delivered By:
(Sami Khan)

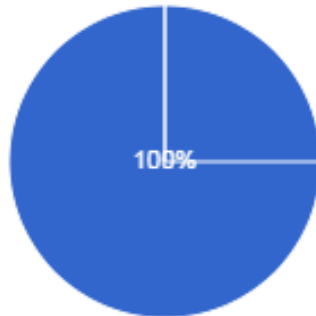
Summary Points:

- ST1 teaching session 1.16: 3 hours teaching time
- Total Attendees: 420 from 30 Countries (Bangladesh, Canada, Czech Republic, Egypt, India, Iraq, Jamaica, Kenya, Lebanon, Malaysia, Myanmar, Nepal, Nigeria, Oman, Pakistan, Qatar, Saudi Arabia, Singapore, South Africa, Sri Lanka, Sudan, Tanzania, Trinidad and Tobago, UAE, UK, Ukraine, USA, Yemen, Zambia, Zimbabwe).
- Total feedback received from 114 participants



Did you find it useful
114 responses

● Yes
● No

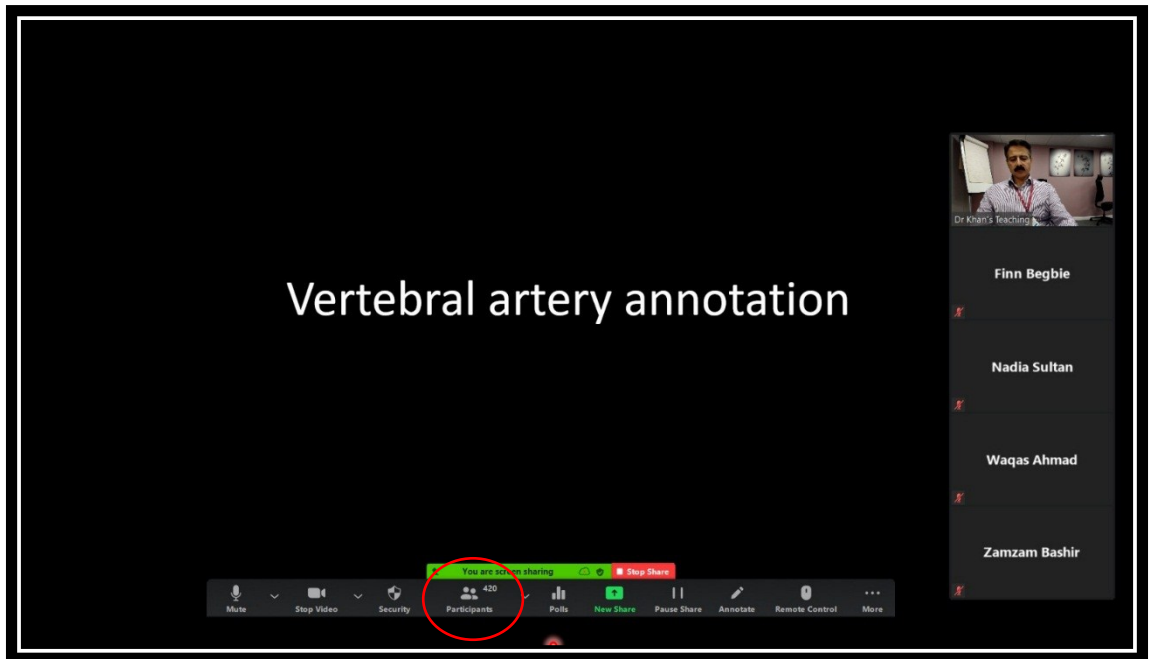


Testimonials

- Dr Khan is like Harrison Ford shooting down the Storm Troopers on the Star Destroyer! Dr Khan easily breaks down the hurdle of spine anatomy into understandable portions and makes a complicated topic seem so simple. Literally has changed my entire approach when looking at a plain film or CT of the spine (especially the C Spine!) (UK).
- "High quality education. Structured training. Easily delivered. At no cost to candidates" (Egypt).
- Outstanding session, never felt confident with spine plain films but this will change now, thank you so much (UK).
- We are blessed having this forum and LEGENDERY teacher and facilitator . Nobody can groom us like this . No words for appreciation and thanks . GOD bless u more (Pakistan).
- When Khan runs a whole seminar himself, it is a gift. He is the best in the biz. I would pay good money for a replay (UK).
- Great explanations and I learnt a lot from the entire lecture! Images were great, the quiz was extremely helpful to reinforce any knowledge. I found this Topic tricky and Your session made it a lot easier (UK).
- I am grateful for your effort. I find all the contents whether anatomy or 2b webinars extremely helpful. Many thanks (Iraq).
- You are awesome sir. I just fall in love with your teaching (India).
- Amazing high quality teaching! Thank you! (UK).
- Excellent as usual (India).
- God bless you Sir Sami.. keep up the good work!! (Pakistan).
- Wonderful (Egypt).
- World's best radiology learning forum (Pakistan).
- Outstanding (Oman).
- Thanks to you and your team for a lovely seminar (Nigeria).
- "Very well-paced. Dr Khan went over all the important concepts with the regards to the spine anatomy. I really enjoyed that we went through all the anatomy in detail and later had a quiz to consolidate the knowledge. Brilliant session!" (UK).
- Thank you for an excellent session! (UK).

Session 1.16: FRCR Part 1 Spine (i) Anatomy (Plain X Ray, CT & MRI) (ii) FRCR 2 B cases

- Thank u Dr Khan and team (Pakistan).
- It was so useful and I learnt so much thank you!! (UK).
- Superb teaching from Dr. Khan! Standing ovation to him (UK).
- Great work. Love the course. Thank you (Kenya).
- Very good and useful!! (UK).
- Excellent teaching (Pakistan).
- Superb (UAE).
- Really appreciate Dr. Khan's dedication to teaching (Saudi Arabia).
- Thank you for running these sessions - much appreciated (UK).
- Thank you very much for your dedication and hard work. Look forward to it every week (UK).
- Fantastic (India).
- Excellent. Difficult concepts are clearer (Pakistan).
- Thank you Dr Khan and team! :) (UK).
- Really amazing session - never understood spinal anatomy and now I do (UK).
- Great lectures (Kenya).
- Excellent place to learn (Pakistan).
- Impressed and thankful (Pakistan).
- Thank so much sir for your time really really appreciate (Pakistan).
- Wonderful effort by Dr Khan (UK).
- Outstanding, looking forward to more (Pakistan).
- The lecture was very well delivered. Lots of images to correlate with the discussions (UK).
- Excellent lecture (Pakistan).
- Excellent as always. Thank you team Dr Khan (Singapore).
- Amazing session and systematic anatomy review of spinal anatomy (Egypt).
- Excellent session! Very clear explanations and easy to follow. Reiteration and quizzes were very useful to help remember (UK).
- Great teaching and very clear (UK).
- Everything was on point (Pakistan).
- Perfect pace perfect images perfect teaching perfect level of interaction (UK).
- V good anatomy for exam. Good repetition to consolidate learning (UK).
- The whole thing was absolutely brilliant. Dr Khan's teaching is excellent (UK).
- Excellent as always.. (UK).
- Elaborative (Pakistan).
- Everything explained so so well (UK).
- Excellent explanation of the anatomy with good pictures and examples. I found it very useful. Good pace too (UK).
- "Very worthwhile session. Dr Khan fulfilled all the learning objectives set out at the start of the session during the talk. The content was logically organised and well presented. There were numerous diagrams, and corresponding radiological images of the same area shown, using x-ray CT and MRI studies to demonstrate the anatomy. The diagrams were all labelled which was very helpful to reinforce the verbal explanations. The pace of the talk was perfect, not too fast, with plenty of repetition of key concepts and quizzes in between to help test and apply the knowledge learned. Dr Khan explained and simplified some difficult concepts very well, including spondylolisthesis and spondylolysis. Overall an excellent recap of a tricky topic, great revision and also interspersed with VIVA cases and Dr Khans top tips for FRCR 2B exam to keep it exam focused. I will approach MRI spine reporting with a newfound enthusiasm and confidence after this talk!" (UK).



=====XX=====XX=====